Peptide Perspectives™

REBUILDING MOBILITY

Peptides, Joints, Cartilage & Connective Tissue

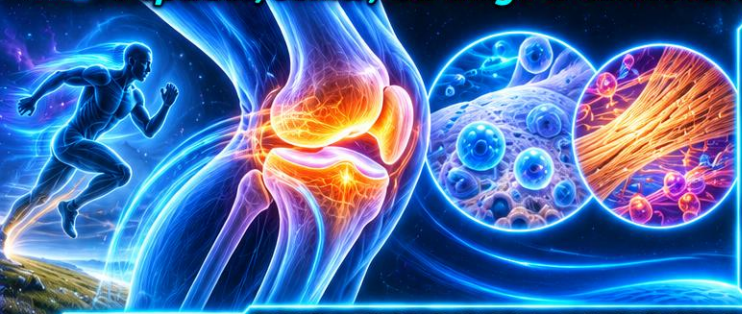

WHY MOBILITY MATTERS

- Joint health is whole-joint — involving cartilage, ligaments, tendons and more.
- Symptoms can include pain, stiffness and reduced function.
- True mobility means healthy, resilient tissues that keep you active.

FOUR BIOLOGICAL PATHWAYS

Cartilage Matrix



- Type II Collagen, Aggrecan, SOX9
- Keeps cartilage strong and resilient.

Tendon & Ligament Remodeling



- Type I Collagen
- Supports flexibility and strength.

Synovial Inflammation



- IL-1β, TNF-α, NF-κB
- Managing inflammation protects joints.

Growth Factor Signaling

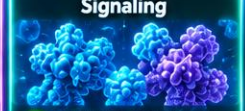

- FGF18, TPX-100
- Supports cartilage repair and regeneration.

8 RESEARCH SUBJECTS & EVIDENCE

CARTALAX (AED)



Cell-culture cartilage markers, no proven human regrowth.

BPC-157



Primarily animal injury models, extremely limited human data.

GHK-Cu



Collagen / matrix signaling; mainly skin/wound studies.

THYMOSIN BETA-4



Full-length actin and cell migration preclinical research.

KPV



Anti-inflammatory research, largely outside joint trials.

TPX-100



Human Phase 2: knee symptom signal; cartilage endpoint unmet.

SPRIFERMIN (FGF18)



MRI cartilage increase, unclear pain/function benefit.

ORAL COLLAGEN PEPTIDES



Multiple symptom studies, no proven cartilage regrowth.

WHAT GOOD TRIALS MUST MEASURE

- Knee pain and function
- Walking and stair performance
- Range of motion
- MRI cartilage and tendon structure
- Long-term safety



WHERE SCIENCE IS HEADING

- Targeted joint delivery (e.g., intra-articular)
- Better trial endpoints (structure + function)
- Combination approaches (peptides + rehab + supplements)



CARTILAGE CHANGES, PAIN RELIEF & MOBILITY ARE DIFFERENT OUTCOMES.
NO EXPERIMENTAL PEPTIDE HERE IS AN FDA-APPROVED GENERAL OSTEOARTHRITIS CURE.

Educational research overview | November 2026 | Not medical advice